

## Single Pole Devices and Temporary Power

30A, 120/240V AC

### Spider® II Temporary Power Boxes

#### Features

- Individual GFCI modules
- TYPE 3R metallic enclosure and heavy duty, abuse resistant legs
- Standard stab termination circuit breakers with gasketed lift cover

#### Ordering Information

Description	Product Type	UPC	Catalog Number
Spider Box, 30A, Straight Blade	Spider II Boxes	783585370897	SDSB1A

#### Standards

UL 1640 cUL and CSA, UL 943

#### Specifications

Enclosure Type	3R, rainproof, suitable for use in damp locations
Code Compliance	NEC®, ANSI/NFPA 70

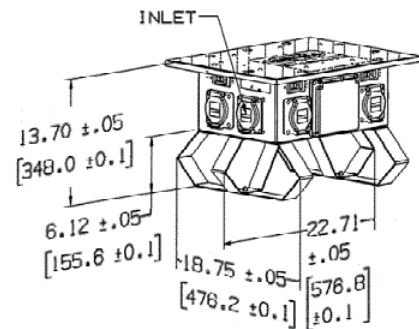
#### Performance

Environment	
Moisture Resistance	Indoor and outdoor wet and dry locations

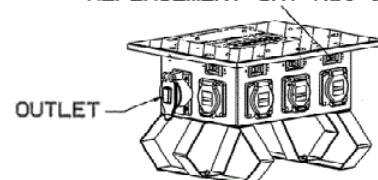
#### Online Resources

Customer Use Drawing  
eCatalog  
Installation Instructions

# HUBBELL



GFCI MODULES ON ALL  
20A INLETS/RECEPTACLES  
REPLACEMENT CAT NO. GFM20



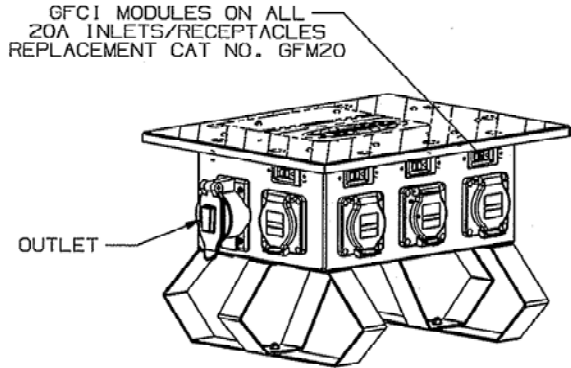
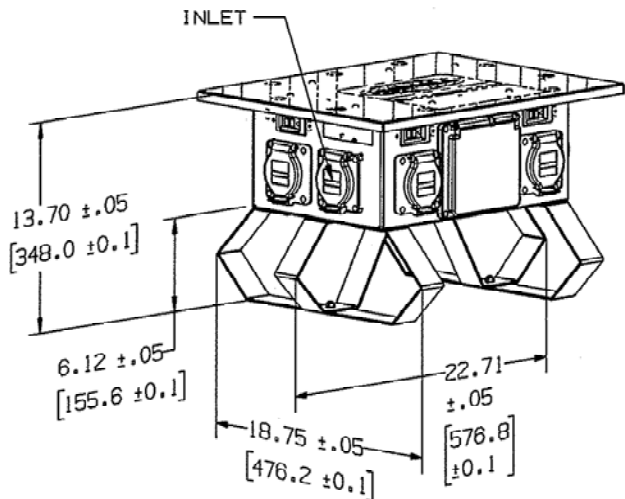
Dimensions in Inches (mm)

Hubbell Wiring Device-Kellems • Hubbell Incorporated (Delaware) • 40 Waterview Drive • Shelton, CT 06484

Phone (800) 288-6000 • Fax (800) 255-1031 • Specifications subject to change without notice.



M-7828 7



INLET OR RECEPTACLE						
	SBSB1A	SBSB2	SBTL1A	SBTL2	SDSB1A	STD1A
20A	HBL53R61	HBL53R61	HBL2310SW	HBL53R61	HBL53R61	HBL2310SW
30A		HBL2620SW		HBL2620SW		
INLET	HBL6375S	HBL6375S	HBL6375S	HBL6375S	HBL2715SW	HBL2715SW
OUTLET	CS6369M8/ 77CM74WO	CS6369M8/ 77CM74WO	CS6369M8/ 77CM74WO	CS6369M8/ 77CM74WO	HBL2710/ HBL74CM25WOA	HBL2710/ HBL74CM25WOA
30A W/GFCI CIRCUIT BREAKER PROTECTION	NO	YES	NO	YES	NO	NO

NOTES:

- INPUT/OUTPUT VOLTAGE: 120/240VAC, 60 Hz
- INCHES [ mm ]

DESCRIPTION	MATERIAL	FINISH
ENCLOSURE	GALVANIZED STEEL	POLYESTER PAINT
COVER	GALVANIZED STEEL	POLYESTER PAINT
GASKET	CLOSED-CELL NEOPRENE FOAM	-----
LEGS	HR STEEL	POLYESTER PAINT
SCREW, #10 PAN HEAD	C1021 STEEL	CHROMATE/ZINC
NUT, LOCKING	STEEL	ZINC PLATED
LABEL, PRODUCT	POLYESTER	CHROME COLOR

SYM	REVISIONS	APP	DATE
7	ADDED COLUMN FOR CAT. SOTL1A. PER DCN 15499 SPN	EJM	2/11/09
6	REVISED TABLE, CAT. NOS. & NOTE 1 PER DCN #12513 RCM	SL	8/30/05
5	ADDED CAT. NO. SDSB1 TO TABLE PER DCN #11094. JMN	JPP	08-06-03
4	DIM 13.70 WAS 3.70, 18.75 WAS 18.90, 22.71 WAS 22.84 ADDED NOTE 2; PER DCN 10584	RDK	01-30-03
3	ADDED TOL TO ALL DIMS PER DCN #7794. AMZ	DB	08-28-00
2	REVISED PER DCN 5171-6 MDM	MJL	07-15-98
1	RELEASE PER DCN 5171-4	MJL	12-04-97

THE DESIGN AND DIMENSIONS OF THE PRODUCT SHOWN ON THIS DRAWING ARE SUBJECT TO CHANGE WITHOUT NOTICE

TITLE CUSTOMER DRAWING SPIDER BOX II

TOLERANCES UNLESS OTHERWISE SPECIFIED FRACTIONS ±1/64 DECIMALS ±.005 ANGLES ±2°	WIRING DEVICE-KELLEMS HUBBELL INCORPORATED BRIDGEPORT, CT	
	DR. BY DJH	APP. BY MJL
	TR. BY	SCALE NONE
	CHK'D BY MDM	DATE 12-02-97

CODE 74545

DIMENSION SHEET FOR CAT. NO. SEE TABLE

REPAIRABLE

NON-REPAIRABLE

B

M-7828

7