

ELASCO P R O D U C T S[®]

EXTREME CABLE PROTECTION



LIMITED LIFETIME WARRANTY



TOLL FREE 1-800-827-7887

ELASCOPRODUCTS.COM

SALES@ELASCOPRODUCTS.COM



INDUSTRIES THAT USE OUR PRODUCTS:

- Aviation
- Construction
- Electrical
- Entertainment
- Manufacturing
- Material Handling
- Military
- Mining
- Oil & Gas
- Temporary Power
- Traffic Safety
- Transportation
- Utilities
- Venues & Events

TABLE OF CONTENTS

ULTRA GUARDS

5 Channel-UG5140.....	Pg. 5
7 Channel-UG7140.....	Pg. 5
5 Channel-UG5140-ADA.....	Pg. 6

LITE GUARDS

1 Channel-LG1100.....	Pg. 8
2 Channel-LG2125.....	Pg. 8
3 Channel-LG3125.....	Pg. 9
5 Channel-LG5150B.....	Pg. 9

MIGHTY GUARDS

1 Channel-MG1200.....	Pg. 11
2 Channel-MG2200.....	Pg. 11
2 Channel-MG2200-W.....	Pg. 11
3 Channel-MG3200.....	Pg. 12
5 Channel-MG5200.....	Pg. 13
1 Channel-MG1300.....	Pg. 14
2 Channel-MG2300.....	Pg. 14
3 Channel-MG3300.....	Pg. 14

XTREME GUARDS

2 Channel-XG2400.....	Pg. 17
4 Channel-XG4400.....	Pg. 17
1+ Channel-XG1600.....	Pg. 18
2 Channel-XGD2.....	Pg. 18

ELASGLOW GUARDS

1 Channel-ED1010-GLOW.....	Pg. 20
2 Channel-LG2125-GLOW.....	Pg. 20
3 Channel-MG3200-GLOW.....	Pg. 20
5 Channel-UG5140-GLOW.....	Pg. 21
5 Channel-UG5140-ADA-GLOW.....	Pg. 21

DROPOVERS

1 Channel-ED1050.....	Pg. 23
1 Channel-ED1010.....	Pg. 23
1 Channel-ED2010.....	Pg. 23
1 Channel-ED8200.....	Pg. 23
1 Channel-ED2210.....	Pg. 24
1 Channel-ED3310.....	Pg. 24

HOSE BRIDGES

2" Bridge (pair) – EB12.....	Pg. 24
3" Bridge (pair) – EB13.....	Pg. 24

CHOCKS

Wheel Chock – EWC6.....	Pg. 25
Wheel Chock – EWC7.....	Pg. 25
Aircraft Chock – EAC16.....	Pg. 25
Aircraft Chock – EAC24.....	Pg. 25
Aircraft Chock – EAC45.....	Pg. 25

Custom Options.....	Pg. 26
Installation Instructions & FAQ.....	Pg. 27

ASSOCIATIONS WE PROUDLY SUPPORT




ABOUT ELASCO PRODUCTS

Elasco Products manufacturing facility is located in California, USA. Elasco is dedicated to manufacturing the highest quality polyurethane products on the market which includes Cable Protectors, Drop Overs, Hose Bridges and Wheel & Aircraft Chocks. Many of our products are also available with our unique and exclusive Glow in the Dark added feature. Our expertise has spanned over three decades and our product variety and quality is valued across multiple industries.


ELASCO PRODUCTS

FEATURES & BENEFITS




Feature - Abrasion resistant polyurethane
Benefit - More durable

Feature - Lightweight construction with built-in handles
Benefit - Reduced shipping costs and less fatigue with handling




Feature - Button lid fasteners
Benefit - Lids stay shut to protect your cables



Feature - Flush hinges
Benefit - Less failure from continued use



Feature - Smooth Hammer interlock design
Benefit - Strong connections and easy installation

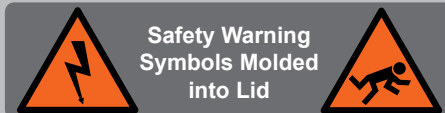


UG5140
 (shown open)

Products available with
 Glow in the Dark capabilities



Feature - Non-slip surface design
Benefit - Safer use for heavy pedestrian traffic



Feature - Orange and black color scheme
Benefit - Eye-catching colors ensure safety

- **Polyurethane Product:** High-quality material provides strength and durability equating to extremely high load bearing capabilities and resistant to chemical substances.
- **Operating Temperature:** Safely withstands extreme conditions ranging from -40°F to 120°F.
- **Hinge Pin:** Reinforced fiberglass rod provides durability & strength to lid hinge, which will never corrode, rust or break.
- **Maintenance:** Easily cleaned using water and mild detergent.
- **Surface Pattern:** Tread pattern designed for stability to minimize trips and falls.
- **Safety Colors:** Standard and non-standard colors for high visibility.
- **Compliant:** Compliant with safety regulations including NEC, OSHA, REACH & RoHS.

ULTRA GUARDS COLLECTION



COLLECTION OVERVIEW — ULTRA GUARDS

The UltraGuard collection is versatile across all industries. Ranging from light to heavy duty projects, it offers a low profile cable ramp designed for easy vehicle and pedestrian traffic. In addition to our 5 channel protector, we also offer the first and only 7 channel protector on the market. This collection features Elasco's exclusive lid design that enhances the safety of your product. The lid's push button fasteners ensure the lid is properly closed and secure at all times. Elasco Products offers this product line in an ADA compliant series.

SPECIFICATIONS

Measurements in inches. Weight in pounds. Load capacity based on 7"x7" footprint.

SKU	CHANNEL				OVERALL			LOAD CAPACITY
	NO.	WIDTH	HEIGHT	LENGTH	WIDTH	HEIGHT	WEIGHT	POUNDS/TIRE
UG5140	5	1.38	1.25	36.00	20.00	1.75	24.00	20,000
UG5140-45L	5	1.38	1.25	26.00	25.00	1.75	14.00	20,000
UG5140-45R	5	1.38	1.25	25.50	23.00	1.75	13.00	20,000
UG5140-ED	5	1.38	1.25	7.75/15.50	20.00	1.75	10.00	
UG7140	7	1.38	1.25	36.00	24.00	1.75	30.00	18,000
UG5140-ADA	5	1.38	1.25	19.00	52.50	1.75	30.00	20,000

ULTRA GUARDS COLLECTION

FIVE CHANNEL

UG5140

Button Lid Fasteners



ELASCO
EXCLUSIVE FEATURE

1 3/8" Channel Width



Low Profile

Five Channel



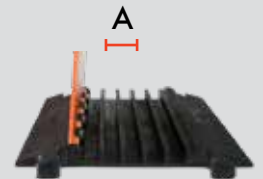
UG5140-45L
45° Left



UG5140-ED
End Caps



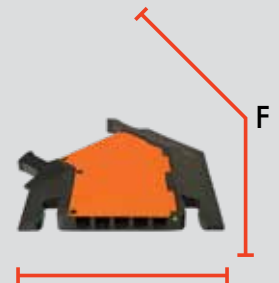
UG5140-45
45° Right



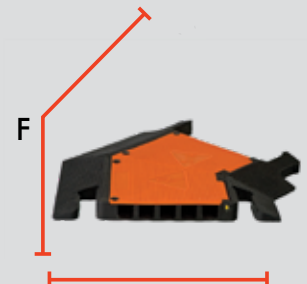
A = 1.38" PER CHANNEL
Shown as Lid Opened



C = 36" IN LENGTH
D = 20" IN WIDTH



E (LEFT) = 26" IN LENGTH
F = 25" IN WIDTH



E (RIGHT) = 25" IN LENGTH
F = 23" IN WIDTH

SEVEN CHANNEL

UG7140

Button Lid Fasteners


ELASCO
DESIGN ONLY.

1 3/8" Channel Width



Low Profile

Seven Channel



A = 1.375" PER CHANNEL
Shown as Lid Opened

ULTRA GUARDS COLLECTION

FIVE CHANNEL

UG5140-ADA


Low Profile

Button Lid Fasteners



ADA Compliant


1 3/8" Channel Width



A= 1.38" PER CHANNEL




D
C= 52.50" IN LENGTH
D= 19.00" IN WIDTH



ADA Ramps Connected to
Standard UG5140



Two ADA Ramps
Connected Together



Available in ADA Blue



LITE GUARDS COLLECTION



COLLECTION OVERVIEW — LITE GUARDS

The LiteGuard collection offers 1" to 1.38" size channels. While smaller in size and weight, these products are still designed for significant load bearing strength. Commonly used in vehicle or pedestrian settings, the LiteGuard collection provides invaluable protection.

SPECIFICATIONS



Measurements in inches. Weight in pounds. Load capacity based on 7"x7" footprint.

SKU	CHANNEL				OVERALL			LOAD CAPACITY
	NO.	WIDTH	HEIGHT	LENGTH	WIDTH	HEIGHT	WEIGHT	POUNDS/TIRE
LG1100	1	1.00	1.00	36.00	9.50	1.75	12.00	12,500
LG2125	2	1.25	1.25	36.00	11.25	1.75	13.00	12,500
LG2125-ED	2	1.25	1.25	4.25/8.50	11.25	1.75	3.00	
LG3125	3	1.25	1.25	36.00	13.00	1.75	16.00	14,000
LG3125-ED	3	1.25	1.25	4.25/8.50	13.00	1.75	3.00	
LG5150B	5	1.38	1.38	36.00	16.50	1.75	18.00	8,250
LG5150B-ED	5	1.38	1.38	4.25/8.50	16.50	1.75	4.00	

LITE GUARDS COLLECTION



ONE CHANNEL

LG1100



TWO CHANNEL

LG2125



LG2125-ED




LG2125-ED
(Shown Attached)

LITE GUARDS COLLECTION


THREE CHANNEL

LG3125

Light Duty




Triple Channel



LG3125-ED



LG3125-ED
(Shown Attached)



A = 1.25" PER CHANNEL




C = 36" IN LENGTH
D = 13" IN WIDTH


FIVE CHANNEL

LG5150B

Light Duty




Five Channel



LG5150-ED



LG5150-ED
(Shown Attached)



A = 1.38" PER CHANNEL
Shown as Lid Opened



C = 36" IN LENGTH
D = 16.5" IN WIDTH

MIGHTY GUARDS COLLECTION



COLLECTION OVERVIEW — MIGHTY GUARDS

This Heavy Duty collection offers 2" & 3" size channels. Products are available in multiple channel options including turns and end caps. The MightyGuard collection focuses on protecting larger size cables & hoses from heavy duty vehicle traffic.

SPECIFICATIONS

Measurements in inches. Weight in pounds. Load capacity based on 7"x7" footprint.

SKU	CHANNEL				OVERALL			LOAD CAPACITY
	NO.	WIDTH	HEIGHT	LENGTH	WIDTH	HEIGHT	WEIGHT	POUNDS/TIRE
MG1200	1	2.00	2.00	36.00	14.00	2.50	23.00	19,000
MG1200-ED	1	2.00	2.00	5.50/11.00	14.00	2.50	5.50	
MG2200	2	2.00	2.00	36.00	16.50	2.50	25.50	16,500
MG2200-ED	2	2.00	2.00	5.25/10.50	16.50	2.50	6.00	
MG2200-W	2	2.00	2.00	18.00	64.00	2.50	55.00	16,500
MG3200	3	2.00	2.00	36.00	19.00	2.50	28.50	12,250
MG3200-X	3	2.00	2.00	36.25	38.25	2.50	36.00	12,250
MG3200-45L	3	2.00	2.00	25.50	23.00	2.50	19.00	12,250
MG3200-45R	3	2.00	2.00	30.50	25.00	2.50	25.00	12,250
MG3200-ED	3	2.00	2.00	5.50/11.00	19.00	2.50	6.50	
MG5200	5	2.00	2.00	36.00	24.00	2.50	35.00	15,750
MG5200-X	5	2.00	2.00	36.25	38.25	2.50	40.00	15,750
MG5200-90L	5	2.00	2.00	31.75	30.50	2.50	36.00	15,750
MG5200-90R	5	2.00	2.00	31.75	30.50	2.50	36.00	15,750
MG1300	1	3.00	2.00	36.00	20.50	3.50	30.00	19,750
MG2300	2	3.00	3.00	36.00	24.00	3.75	36.00	12,250
MG3300	3	3.00	3.00	36.00	27.50	3.75	42.00	12,250

MIGHTY GUARDS COLLECTION

ONE CHANNEL

MG1200

Heavy Duty



2" Channel Width




MG1200-ED



MG1200-ED
(Shown Attached)

Single Channel



A = 2" PER CHANNEL



C = 36" IN LENGTH
D = 14" IN WIDTH

TWO CHANNEL

MG2200

Heavy Duty



2" Channel Width



MG2200-ED



MG2200-ED
(Shown Attached)

Dual Channel



A = 2" PER CHANNEL



C = 36" IN LENGTH
D = 16.5" IN WIDTH


MG2200-W

2" Channel Width



Dual Channel

Extra Wide ADA Ramps



A = 2" PER CHANNEL




C = 18" IN LENGTH
D = 64" IN WIDTH

MIGHTY GUARDS COLLECTION

THREE CHANNEL

MG3200



Heavy Duty

2" Channel Width

Triple Channel



MG3200-ED
End Caps



MG3200-ED
(Shown Attached)



MG3200-45L
45° Left




MG3200-45R
45° Right



MG3200-X




A= 2" PER CHANNEL



C= 36" IN LENGTH
D= 19" IN WIDTH



E
(LEFT)
E= 25.5" IN LENGTH
F= 23" IN WIDTH



E
(RIGHT)
E=30.5" IN LENGTH
F=25" IN WIDTH


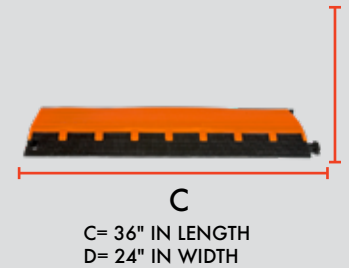



G
G= 36.25" IN LENGTH

MIGHTY GUARDS COLLECTION

FIVE CHANNEL

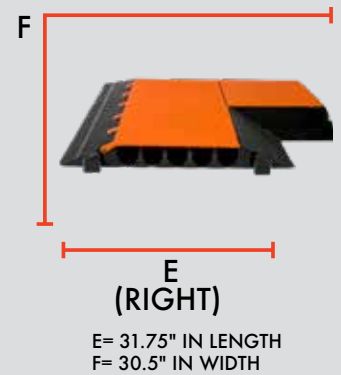
MG5200



MG5200-90L
90° Left



MG5200-90R
90° Right



MG5200-X



MIGHTY GUARDS COLLECTION

ONE CHANNEL


MG1300

Heavy Duty




3" Channel Width

Single Channel



A = 3.00" PER CHANNEL



C

C = 36" IN LENGTH
D = 20.5" IN WIDTH

TWO CHANNEL


MG2300

Heavy Duty



3" Channel Width

Double Channel



A = 3.00" PER CHANNEL



C

C = 36" IN LENGTH
D = 24" IN WIDTH

THREE CHANNEL


MG3300

Heavy Duty



3" Channel Width

Triple Channel



A = 3.00" PER CHANNEL




C

C = 36" IN LENGTH
D = 27.5" IN WIDTH

OUR PRODUCTS IN ACTION



Our 5 Channel ADA Ramps are connected together with black and blue bases preparing for a forklift to safely drive over the cables.



Two UG5140-GLOW ramps are connected together showing the strong glow capabilities.



Here is our ED2010 which offer a 1.25" high by a 2.75" wide channel easily accommodating two cords.



Our MG2200 offers two 2" channels and can withstand up to 33,000 lbs. per axle. This full-loaded pickup easily drove over our product with ease.

XTREME GUARDS COLLECTION



COLLECTION OVERVIEW — XTREME GUARDS

Our XtremeGuard collection offers our largest available channels ranging from 4.5” to 6” in size. These products are capable of withstanding the most demanding conditions and load capacity requirements. The gull-wing patented products offer multiple channels and added lid strength due to our unique design. The XG1600 offers the widest, car & equipment friendly product available due to the gradual slope and can handle the largest equipment on earth. This product also provides flexibility in use and the ability to add additional channels.

SPECIFICATIONS

Measurements in inches. Weight in pounds. Load capacity based on 11”x11” footprint.

SKU	CHANNEL				OVERALL			LOAD CAPACITY
	NO.	WIDTH	HEIGHT	LENGTH	WIDTH	HEIGHT	WEIGHT	POUNDS/TIRE
XG2400	2 / 1	4.5 / 2	4.5 / 2	27.50	32.00	6.00	100.00	40,000
XG4400	4 / 2	4.5 / 2	4.5 / 2	27.50	40.00	6.00	118.00	30,000
XG1600	1	6.00	6.00	27.50	146.00	8.50	570.00	100,000
XG6C	1	6.00	6.00	27.50		8.50	28.00	
XGD2	1	6.00	6.00	27.50	40.00	6.00	130.00	50,000

XTREME GUARDS COLLECTION

TWO CHANNEL

XG2400

Patent No. D799941



Extreme Duty Applications

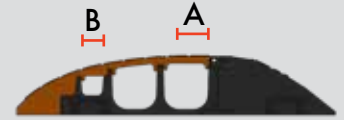


Two Large Channels
+ One Bonus Channel

Safely supports
equipment up to 600 tons.



Shown as Lid Unopened



A=4.5" PER CHANNEL
B=2" PER CHANNEL



C= 32" IN WIDTH
D= 27.5" IN LENGTH

FOUR CHANNEL

XG4400

Patent No. D799941

Extreme Duty Applications



Four Large Channels
+ Two Bonus Channels

Safely supports
equipment up to 400 tons.



Shown as Lid Opened



A=4.5" PER CHANNEL
B=2" PER CHANNEL



C= 40" IN WIDTH
D= 27.5" IN LENGTH

XTREME GUARDS COLLECTION

ONE CHANNEL



XG1600




- Single 6" x 6" Channel
- Ability add to Multiple Channels
- 12 Foot Wide ramp for smooth incline and car friendly

TWO CHANNEL

XGD2

Extreme Duty Applications



Two Large 4.5" Size Channels



Largest Strongest DropOver on the Market
Safely supports equipment
up to 600 tons.

GLOW PROTECTORS COLLECTION



COLLECTION OVERVIEW — GLOW

Elasco offers the most visible glow in the dark cable protectors in the industry. In addition to our high quality urethane protectors, we have incorporated the highest grade of strontium aluminate which requires only 10 seconds of UV exposure to fully charge and will maintain its visibility throughout the night. Requiring no maintenance, batteries or electricity, these glow protectors are ideal for providing additional visibility when needed in dark conditions.

WILL ILLUMINATE FOR OVER 24 HOURS

SPECIFICATIONS

Measurements in inches. Weight in pounds. Load capacity based on 7"x7" footprint.

SKU	CHANNEL				OVERALL			LOAD CAPACITY
	NO.	WIDTH	HEIGHT	LENGTH	WIDTH	HEIGHT	WEIGHT	POUNDS/TIRE
ED1010-BK-GLOW	1	4.00	1.00	36.00	10.50	1.50	6.00	8,850
ED1010-R-GLOW	1	4.00	1.00	36.00	10.50	1.50	6.00	8,850
LG2125-GLOW	2	1.25	1.25	36.00	11.25	1.75	13.00	12,500
MG3200-GLOW	3	2.00	2.00	36.00	19.00	2.50	28.50	12,500
UG5140-GLOW	5	1.38	1.25	36.00	20.00	1.75	24.00	20,000
UG5140-ADA-GLOW	5	1.38	1.25	19.00	52.50	1.75	30.00	20,000



MADE IN USA
LIFETIME WARRANTY




ELASGLOW COLLECTION

ONE CHANNEL

ED1010-GLOW

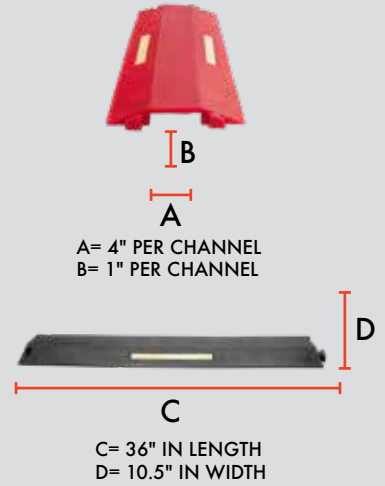
Medium Duty



ED1010-R

ED1010-BK

4" x 1"
Single Channel




LG2125-GLOW

Light Duty



1¼" Channel Width

Dual Channel



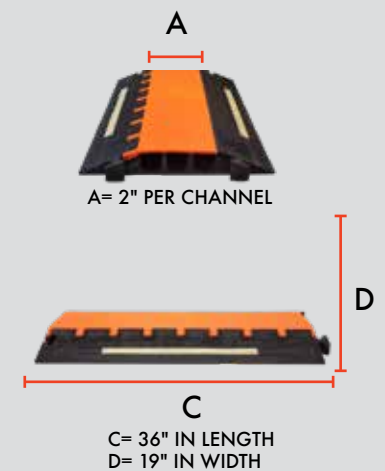
MG3200-GLOW

Heavy Duty



2" Channel Width


Triple Channel



ELASGLOW COLLECTION

ONE CHANNEL

UG5140-GLOW



ELASCO
EXCLUSIVE FEATURE


Low Profile

Button Lid Fasteners



ADA Compliant

1 $\frac{3}{8}$ " Channel Width




C= 36" IN LENGTH
D= 20" IN WIDTH

UG5140-ADA-GLOW


Button Lid Fasteners

Low Profile





1 $\frac{3}{8}$ " Channel Width

ADA Compliant



Available in Black or ADA Blue Color



C= 52.50" IN LENGTH
D= 19.00" IN WIDTH

ELASCO DROPOVERS COLLECTION



ED8200-R



ED1050-BK

COLLECTION OVERVIEW — DROPOVERS

Elasco's Drop Overs offer the largest variety of sizes on the market which includes six options, as well as the largest Drop Over in the industry. These products offer a quick and easy solution to cover and protect your wires, hoses and pipes. Available in red, black or yellow these products offer an alternative to a lid-based cable protector. Our Drop Overs come with a single channel but provide the flexibility to protect multiple cables and wires.

SPECIFICATIONS

Measurements in inches. Weight in pounds. Load capacity based on 7"x7" footprint.


SKU	CHANNEL				OVERALL			LOAD CAPACITY
	NO.	WIDTH	HEIGHT	LENGTH	WIDTH	HEIGHT	WEIGHT	POUNDS/TIRE
ED1050	1	1.50	0.50	36.00	5.25	0.75	2.00	6,125
ED1010	1	4.00	1.00	36.00	10.50	1.50	6.00	8,850
ED2010	1	2.75	1.25	36.00	11.25	1.75	15.00	15,000
ED8200	1	7.50	1.60	36.00	20.00	2.50	27.00	7,500
ED2210	1	2.00	2.00	36.00	14.00	2.75	21.00	40,000
ED3310	1	3.00	3.00	36.00	20.50	3.50	37.00	30,000
EB12	1	2.00	2.00	22.75	20.50	3.25	27.00	40,000
EB13	1	3.00	3.00	22.75	20.50	4.25	44.00	40,000

ELASCO DROPOVERS COLLECTION

ONE CHANNEL

ED1050

Light Duty



ED1050-R

ED1050-BK

1½" x ½"
Single Channel



B

A

A= 1.5" PER CHANNEL
B= 0.5" PER CHANNEL



C

C= 36" IN LENGTH
D= 5.25" IN WIDTH

ED1010

Medium Duty



ED1010-R

ED1010-BK

4" x 1"
Single Channel



B

A

A= 4" PER CHANNEL
B= 1" PER CHANNEL



C

C= 36" IN LENGTH
D= 10.5" IN WIDTH

ED2010

Heavy Duty



ED2010-R

ED2010-BK

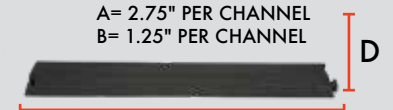
2¾" x 1½"
Single Channel



B

A

A= 2.75" PER CHANNEL
B= 1.25" PER CHANNEL




C

C= 36" IN LENGTH
D= 11.25" IN WIDTH

ED8200

Heavy Duty



ED8200-R

ED8200-BK

7½" x 1⅜"
Single Channel



B

A

A= 7.5" PER CHANNEL
B= 1.6" PER CHANNEL



C

C= 36" IN LENGTH
D= 20" IN WIDTH

ELASCO DROPOVERS COLLECTION


ONE CHANNEL

ED2210

Heavy Duty



ED2210-Y



ED2210-BK

2" x 2"
Single Channel



B

A

A= 2" PER CHANNEL
B= 2" PER CHANNEL



C


C= 36" IN LENGTH
D= 14" IN WIDTH

ED3310

Heavy Duty



ED3310-Y



ED3310-BK

3" x 3"
Single Channel



B

A


A= 3" PER CHANNEL
B= 3" PER CHANNEL



C

C= 36" IN LENGTH
D= 20.50" IN WIDTH

HOSE BRIDGES - EB12 / EB13



EB12



EB13

2" & 3" Hose Bridges Available
Sold in Pairs

COLLECTION OVERVIEW — CHOCKS

Made from the same high quality polyurethane material, our Aircraft Chocks come standard in Orange, Yellow or Black. The Chocks have Glow elements built into the top of the product and reflector areas on both sides. As always our glow charges in natural sunlight and will glow strongly throughout the night. Due to this technology our chocks provide a safer workplace by reducing trip and fall hazards as they are always seen in low light environments. They are sold as a single unit with a rope or a pair attached together.



EAC160-GLOW



EAC24Y-GLOW




EAC450-GLOW

*Elasco Glow AirChocks available in lengths of 16", 24" & 45"
All sizes available in Orange, Yellow or Black*



EWC6



EWC7

*Small & Medium Chocks Available
Option for Handle or Eye-Hook*

SPECIFICATIONS

Measurements in inches. Weight in pounds. Load capacity based on 7"x7" footprint.

SKU	DESCRIPTION	OVERALL			
		LENGTH	WIDTH	HEIGHT	WEIGHT
EAC16-GLOW	16" Aircraft Chock with Glow & Reflectors	16.00	8.00	6.00	11.00
EAC24-GLOW	24" Aircraft Chock with Glow & Reflectors	24.00	8.00	6.00	16.00
EAC45-GLOW	45" Aircraft Chock with Glow & Reflectors	45.00	8.00	6.00	36.00
EWC6	Medium 6" Wheel Chock	8.50	6.00	5.75	2.75
EWC7	Large 7" Wheel Chock	10.50	7.00	7.75	8.00

CUSTOMIZE YOUR ORDER

Customize your Elasco Products to your color scheme !
 Elasco's Cable Protectors come standard with a black base and orange lid.
 Elasco's Drop Overs are offered in four sizes in red or black color options.
 If you are interested in custom urethane or glow color options, contact us to learn more.




Drop Overs available in one color option. Cable Protectors have two color options – one for the lid and one for the base.




Add text such as "CAUTION WATCH YOUR STEP"

**Customize your cable protectors to your exact criteria:
 Colors, Logos, Stencils & Overall Custom Solutions**

Contact us today for a custom quote



Black/Green



Yellow/Red


INSTALLATION INSTRUCTIONS

When purchasing your Elasco Cable Protectors, be sure to consider all of your project requirements, including the number of channels, the size of the channels, and your load bearing.

Step 1: When positioning your Elasco Cable Protectors, aim to have traffic approaching the product from the hinge side first. Avoid irregular surfaces where possible; water and other fluids can collect and create a slipping hazard.

Step 2: When connecting the pieces together, always have the female side on top of the male side of the product (see picture to the right). Push down on the pieces at the connecting points.

Step 3: Now you are ready to flip open the lid and insert your cables into your Elasco Cable Protectors. Start by placing cables in the channel closest to the leading edge. Be sure to always load the most sensitive cables and hoses closest to the hinge-side of your Elasco Cable Protectors. Do not overfill the channels; this can cause damage or cause a tripping hazard. Once the cables are laid out, either tuck the lid under the lip of your Protector or, if applicable, secure the buttons on the lid to the base of your Elasco Cable Protectors.



FAQs

Where are your products manufactured?

All of Elasco's products are all manufactured in the USA. Our materials are all sourced domestically and produced at our facility in Southern California.

Are Elasco Products' cable protectors compliant?

Elasco Products is compliant with numerous domestic agencies, including OSHA (Occupational Safety and Health Administration) and NEC (National Electric Code).

We are also compliant with European standards, including both REACH (Registration, Evaluation, Authorisation and Restriction of Chemicals) and RoHS (Restriction of Hazardous Substances).

Can you ship internationally?

Yes, Elasco Products can ship to anywhere approved by the US State Department.

I have a custom project which needs a custom solution, can Elasco help?

Elasco Products' engineering team can customize almost any product. Contact our sales team to find your product solution.

How is my load capacity calculated?


All of our products are rated for vehicle traffic. For extreme heavy load weight, please contact us for more information so we can advise you which for our extreme durability products will work best for your situation. Calculations are based on vehicle, tire size, number of tires, as well as other environment factors.

How do I clean the products?

Simply use mild detergent and water to clean your Elasco Cable Protectors.



FOR FULL WARRANTY INFORMATION
<http://elascoproducts.com/warranty>



ELASCO

PRODUCTS®

Proper use by the customer is necessary for the effectiveness of the products, as well as the safety of those using the product. Because Manufacturer and/or Distributor are unable to oversee the proper installation and use of its products, Manufacturer and/or Distributor cannot guarantee performance. Manufacturer and/or Distributor expressly disclaim any and all liability for misuse of its products. In the event of a manufacturing defect, buyer's remedy shall be strictly limited to refund of the purchase price or replacement. Buyer specifically acknowledges waiver of any claim against either Manufacturer or Distributor regarding consequential damages to a person or property, damages for loss of use, lost time, lost income, lost profit, or other incidental or consequential damages. Manufacturer and/or Distributor expressly disclaim any and all warranties not set forth herein, including any warranty of fitness for a particular purpose and/or warranty of merchantability that might otherwise be applicable. Manufacturer and/or Distributor reserve the right to make price changes and changes to product specifications without prior notice or any subsequent obligations.