



LEVITON®

Industrial Grade Connectors  
for Temporary and  
Semi-Permanent Power  
Distribution Applications

# Single Pole Cam Devices

SELECTION GUIDE

rhino-hide®

LEVITON



CAUTION  
NOT FOR INTERRUPTING  
CURRENT  
NE PAS UTILISER POUR  
COUPER LE COURANT

CABLE  
DIA

# rhino-hide®

Superior performance and durability under the most severe operating conditions.



## Common Applications

- Sports, Entertainment and Movie Industry
- Theme Parks and Carnival Equipment
- Concert Venues and Convention Centers
- Motor and Generator Splices
- Ship-to-Shore Power
- Off Shore Oil Rigs
- Utilities
- Welding and Construction Sites
- Commercial and Navy Shipbuilding/Repair
- Petrochemical and Manufacturing Plant Turnarounds
- Mining Operations
- Stage Industry
- Airports

## Features and Benefits

- All 15 and 16/18 Series devices feature 35kA SCCR rating
- 17 Series devices feature 50ka SCCR rating
- Plugs are available in set screw or crimp tube termination, taper nose and ball nose configurations
- Intermateable and compatible with competitive cam-type products – can be retrofitted to existing locations and power distribution systems
- UV and chemical resistant – high durometer thermoplastic elastomer (TPV - Santoprene)
- Santoprene construction provides improved resistance to UV degradation and damage to physical appearance, allowing for easier installation as vulcanizing is no longer necessary; rated HB per UL94
- Self compensating for wear – slit in male contact provides spring action for longer usage
- High conductivity – positive, vibration-proof connection provided by cam design
- Meets NEC requirements and is UL Listed and CSA Certified, except where noted
- 15, 16/18, and 17 Series devices are NEMA 3R-Rated for use in outdoor locations
- Operational temperature: -40 °F to 185 °F (-40 °C to 85 °C)

## Experience the Difference

Rhino-Hide Single Pole Cam-Type Connectors are designed for easy assembly and disassembly without special tools. A thermoplastic screw is used to tightly secure the contact inside the insulating sleeve, making assembly, disassembly and field repairs effortless. The plugs use plastic locking and reinforcement rings molded into insulating sleeves and receptacles ensuring the integrity of the connection. Under severe stress and load conditions, these rings will not melt, break or crack.

### 15 SERIES

RATED UP TO  
**150 Amps**

PAGES 4-6

15 Series Taper Nose mini-cam plugs and receptacles are rated up to 150 Amps.

#### APPLICATIONS

Ideal for entertainment applications such as those found in carnivals and theme parks.



### 16 & 18 SERIES

RATED UP TO  
**400 Amps**

PAGES 7-20

16 and 18 Series Taper Nose Cam-Type devices are rated up to 400 Amps. 16 and 18 Series panel mount receptacles can be safely mounted directly to steel panels.\* Both series feature a positive locking connection that maintains integrity even when subjected to vibration.

#### APPLICATIONS

Ideal for power distribution applications such as construction sites, mining operations, welding, broadcasting, cell tower backup power, concerts, sound stages, movie making, television productions, sporting events and conventions.



### 17 SERIES

RATED UP TO  
**600 Amps**

### 22 & 23 SERIES

RATED UP TO  
**690 Amps**

PAGES 22-28

17 Series devices are rated up to 600 Amps while 22 and 23 Series are rated up to 690 Amps. 22 and 23 Series feature an additional latching mechanism for more security, especially in high-vibration applications like ship-to-shore power.

#### APPLICATIONS

Ideal for grueling, heavy-duty industrial use of generator test stations, water purification plants and electrochemical machining equipment.



### 49 SERIES

RATED UP TO  
**1135 Amps**

PAGES 29-34

49 Series single pole high amperage devices are rated up to 1135 Amps for the most extreme demanding conditions.

#### APPLICATIONS

Ideal for installation on both new and existing silicon-controlled rectifiers (SCRs) and generator stations or on new oil and gas rig construction.



\*Refer to instruction sheet guidelines for installation

## 15, 16 and 18 Series Cam-Type Plugs Features and Benefits

All devices feature 35kA SCCR rating  
Operational temperature: -40 °F to 185 °F  
(-40 °C to 85 °C)



Molded in markings on the device with standards and cable diameter

Color-coded insulating sleeves for easy phase identification

- White
- Black
- Brown
- Red
- Grey
- Blue
- Orange
- Green
- Yellow

High conductivity - positive, vibration-proof connection provided by double cam design


UV and chemical resistant - high durometer thermoplastic elastomer (TPV - Santoprene)

Self compensating for wear - slit in male contact provides spring action for longer usage

Thermoplastic insulating screw is non-conductive for safety; it also provides strength and durability, allowing sleeve to be easily detached if needed

Intermateable with competitive cam-type products—can be retrofitted to existing locations and power distribution systems

16 Series panel mount receptacles can be safely mounted directly to steel panels



## 15/16/18 Series Plugs

Plug Component	Material
Sleeve	Thermoplastic Elastomer (TPV - Santoprene)
Contact	Brass
Strain Relief	Copper Shim and Wire

## 15 Series Taper Nose Devices - 150 A, 600 VAC/DC Max NEMA 3R Rated for Outdoor Use • #8 to #2 Cable Range

### Male Plug - Single Set Screw Termination

(15D21-UG Shown)



### Female Plug - Single Set Screw Termination

(15D22-UY Shown)



AMPACITY TABLE	
Cable Size	Max Ampacity
#8	80
#6	105
#4	140
#2	150

### Male Panel Receptacle - Threaded Stud

.50"L and .75"L threaded stud available  
(15R21-UR Shown)



### Female Panel Receptacle - Threaded Stud

.50"L and .75"L threaded stud available  
(15R22-UH Shown)



### Panel Mount Covers

(15S31-UR Shown)



### Male Protective Cap

(15P21-UB Shown)



### Female Protective Cap

(15P22-UW Shown)



## 15 Series Device Accessories

### "Com-A-Long" Assembly Tools

15CLM-U for Female Plug

15CLF-U for Male Plug



### Copper Shims

A0006

(Sold 10 per package)



### Strain Relief Wire

A0007

(Sold 10 per package)



### Set Screws

A0001

(Sold 10 per package)



## 15 Series Device Ordering Information

### CAM-TYPE PLUGS

		Single Set Screw Termination <sup>UL</sup> <sup>CS</sup>	
		Male Plug	Female Plug
<b>Cable Size: #8 - #2</b> <b>Max Ampacity: 150 A</b> <b>Voltage: 600 VAC/DC</b>  <b>UL/CSA 1691 Listed</b>	White	15D21-UW	15D22-UW
	Black	15D21-UE	15D22-UE
	Brown	15D21-UH	15D22-UH
	Red	15D21-UR	15D22-UR
	Blue	15D21-UB	15D22-UB
	Orange	15D21-UO	15D22-UO
	Green	15D21-UG	15D22-UG
	Yellow	15D21-UY	15D22-UY
Replacement Contacts		15D21-UC	15D22-UC

		Crimp Tube Termination <sup>UL</sup> <sup>CS</sup>	
		Male Plug	Female Plug
<b>Cable Size: #8 - #4</b> <b>Max Ampacity: 140 A</b> <b>Voltage: 600 VAC/DC</b>  <b>UL/CSA 1691 Listed</b>	White	15D23-UW	15D24-UW
	Black	15D23-UE	15D24-UE
	Brown	15D23-UH	15D24-UH
	Red	15D23-UR	15D24-UR
	Blue	15D23-UB	15D24-UB
	Orange	15D23-UO	15D24-UO
	Green	15D23-UG	15D24-UG
	Yellow	15D23-UY	15D24-UY
Replacement Contacts		15D23-UC	15D24-UC

### CAM-TYPE PANEL MOUNT RECEPTACLES

		.5" Threaded Stud Termination 90° <sup>UL</sup> <sup>CS</sup>		.75" Threaded Stud Termination 90° <sup>UL</sup> <sup>CS</sup>	
		Male	Female	Male	Female
<b>Cable Size: #8 - #2</b> <b>Max Ampacity: 150 A</b> <b>Voltage: 600 VAC/DC</b>  <b>UL/CSA 1691 Listed</b>	White	15R21-UW	15R22-UW	15R21-1UW	15R22-1UW
	Black	15R21-UE	15R22-UE	15R21-1UE	15R22-1UE
	Brown	15R21-UH	15R22-UH	15R21-1UH	15R22-1UH
	Red	15R21-UR	15R22-UR	15R21-1UR	15R22-1UR
	Blue	15R21-UB	15R22-UB	15R21-1UB	15R22-1UB
	Orange	15R21-UO	15R22-UO	15R21-1UO	15R22-1UO
	Green	15R21-UG	15R22-UG	15R21-1UG	15R22-1UG
	Yellow	15R21-UY	15R22-UY	15R21-1UY	15R22-1UY

### REPLACEMENT PARTS

	#8 - #4 Replacement Sleeves		Protective Caps		Panel Mount Covers
	Male Plug	Female Plug	Male	Female	Male/Female
White	15SDM-1UW	15SDF-1UW	15P21-UW	15P22-UW	15S31-UW
Black	15SDM-1UE	15SDF-1UE	15P21-UE	15P22-UE	15S31-UE
Brown	—	—	—	—	15S31-UH
Red	15SDM-1UR	15SDF-1UR	15P21-UR	15P22-UR	15S31-UR
Blue	—	—	15P21-UB	15P22-UB	15S31-UB
Orange	—	—	—	—	15S31-UO
Green	—	—	15P21-UG	15P22-UG	15S31-UG
Yellow	—	—	—	—	15S31-UY
Clear	—	—	—	—	15S31-UCL
<b>Brass Locking Ground Pin (for 49 Series and 15D22/15D24 Female Plugs)</b>				15GND-UM	

16 Series Taper Nose Plugs - 400 A, 600 VAC/DC Max  
NEMA 3R Rated for Outdoor Use • #6 to 4/0 Cable Range

**Male Plug - Double Set Screw Termination**  
(16D24-UG Shown)



**Female Plug - Double Set Screw Termination**  
(16D31-UO Shown)



**Male Plug - Single Set Screw Termination Contact**  
(16D21-UC Shown)



**Male Plug - Crimp Tube Termination Contact**  
(For 16D25 Shown)



**Female Plug - Single Set Screw Termination Contact**  
(16D29-UC Shown)



**Female Plug - Crimp Tube Termination Contact**  
(For 16D34 Shown)



**Male Plug - Flame Resistant for Mining Applications**  
(16D40-U Shown)



**Female Plug - Flame Resistant for Mining Applications**  
(16D41-U Shown)



**FLAME RESISTANT PLUGS**  
Rated V-0 per UL94

AMPACITY TABLE	
Cable Size	Max Ampacity
#6	105
#4	140
#2	190
#1	220
1/0	260
2/0	300
3/0	350
4/0	400

**Female Plug with Alternate Cord Entry - Double Set Screw Termination**  
(16D45-AUO Shown)



Fits Most #6 - #2 Wire Without Cutting

## 16 Series Device Accessories

### “Com-A-Long” Assembly Tools

16CLM-U for Female Plug

16CLF-U for Male Plug



### Copper Shims

A0004

(Sold 10 per package)



### Strain Relief Wire

A0003

(Sold 10 per package)



### Set Screws

A0002 (Sold 10 per package)



### Thermoplastic Screws

for use with all 16 Series plugs

A0010 (Sold 10 per package)



### Insulating Screw

for 16F and 16M receptacles only

A0005 (Sold 10 per package)





## 16 Series Taper Nose Plug Ordering Information

### CAM-TYPE PLUGS

		Double Set Screw Termination <sup>UL</sup> <sup>CS</sup>		Double Set Screw Termination <sup>UL</sup> <sup>CS</sup> Alternate Cord Entry	
		Male Plug	Female Plug	Male Plug*	Female Plug*
		<b>Cable Size: #6 - #2</b> <b>Max Ampacity: 190 A</b> <b>Voltage: 600 VAC/DC</b>  <b>UL/CSA 1691 Listed</b>	White	16D44-UW	16D45-UW
Black	16D44-UE		16D45-UE	16D44-AUE	16D45-AUE
Brown	16D44-UH		16D45-UH	16D44-AUH	16D45-AUH
Red	16D44-UR		16D45-UR	16D44-AUR	16D45-AUR
Blue	16D44-UB		16D45-UB	16D44-AUB	16D45-AUB
Orange	16D44-UO		16D45-UO	16D44-AUO	16D45-AUO
Green	16D44-UG		16D45-UG	16D44-AUG	16D45-AUG
Yellow	16D44-UY		16D45-UY	16D44-AUY	16D45-AUY

NOTE: \*Flexible sleeve allows for #6 and #2 wire without cutting sleeve

		Crimp Tube Termination <sup>UL</sup> <sup>CS</sup>	
		Male Plug	Female Plug
		<b>Cable Size: #2 - #1</b> <b>Max Ampacity: 220 A</b> <b>Voltage: 600 VAC/DC</b>  <b>UL/CSA 1691 Listed</b>	White
Black	16D25-UE		16D34-UE
Brown	—		—
Red	16D25-UR		16D34-UR
Blue	16D25-UB		16D34-UB
Orange	—		—
Green	16D25-UG		16D34-UG
Yellow	—		—

		Single Set Screw Termination <sup>UL</sup> <sup>CS</sup>		Double Set Screw Termination <sup>UL</sup> <sup>CS</sup> Bulk Pack of 25			
		Male Plug	Female Plug	Male Plug	Female Plug	Male Plug	Female Plug
		<b>Cable Size: #2 - 2/0</b> <b>Max Ampacity: 300 A</b> <b>Voltage: 600 VAC/DC</b>  <b>UL/CSA 1691 Listed</b>	White	16D21-UW	16D29-UW	16D22-UW	16D31-UW
Black	16D21-UE		16D29-UE	16D22-UE	16D31-UE	16D22-BUE	16D31-BUE
Brown	16D21-UH		16D29-UH	16D22-UH	16D31-UH	16D22-BUH	16D31-BUH
Red	16D21-UR		16D29-UR	16D22-UR	16D31-UR	16D22-BUR	16D31-BUR
Blue	16D21-UB		16D29-UB	16D22-UB	16D31-UB	16D22-BUB	16D31-BUB
Orange	16D21-UO		16D29-UO	16D22-UO	16D31-UO	16D22-BUO	16D31-BUO
Green	16D21-UG		16D29-UG	16D22-UG	16D31-UG	16D22-BUG	16D31-BUG
Yellow	16D21-UY		16D29-UY	16D22-UY	16D31-UY	16D22-BUY	16D31-BUY
Replacement Contacts		—	—	16D22-UC	16D31-UC	16D22-BUC	16D31-BUC

		Crimp Tube Termination <sup>UL</sup> <sup>CS</sup>	
		Male Plug	Female Plug
		<b>Cable Size: 1/0 - 2/0</b> <b>Max Ampacity: 220 A</b> <b>Voltage: 600 VAC/DC</b>  <b>UL/CSA 1691 Listed</b>	White
Black	16D26-UE		16D35-UE
Brown	16D26-UH		16D35-UH
Red	16D26-UR		16D35-UR
Blue	16D26-UB		16D35-UB
Orange	16D26-UO		16D35-UO
Green	16D26-UG		16D35-UG
Yellow	16D26-UY		16D35-UY

## 16 Series Taper Nose Plug Ordering Information

### CAM-TYPE PLUGS

<b>Single Set Screw Termination</b>			
		Male Plug	Female Plug
<b>Cable Size: 2/0 - 4/0</b> <b>Max Ampacity: 400 A</b> <b>Voltage: 600 VAC/DC</b>  <b>UL/CSA 1691 Listed</b>	White	16D23-UW	16D32-UW
	Black	16D23-UE	16D32-UE
	Brown	16D23-UH	16D32-UH
	Red	16D23-UR	16D32-UR
	Blue	16D23-UB	16D32-UB
	Orange	16D23-UO	16D32-UO
	Green	16D23-UG	16D32-UG
	Gray	—	—
	Yellow	16D23-UY	16D32-UY
<b>Replacement Contacts</b>		16D23-UC	16D32-UC

<b>Double Set Screw Termination</b>							
				<b>Bulk Pack of 25</b>		<b>Set Screws Pre-Installed, Bulk Pack of 30</b>	
		Male Plug	Female Plug	Male Plug	Female Plug	Male Plug	Female Plug
<b>Cable Size: 2/0 - 4/0</b> <b>Max Ampacity: 400 A</b> <b>Voltage: 600 VAC/DC</b>  <b>UL/CSA 1691 Listed</b>	White	16D24-UW	16D33-UW	16D24-BUW	16D33-BUW	16D24-TUW	16D33-TUW
	Black	16D24-UE	16D33-UE	16D24-BUE	16D33-BUE	16D24-TUE	16D33-TUE
	Brown	16D24-UH	16D33-UH	16D24-BUH	16D33-BUH	16D24-TUH	16D33-TUH
	Red	16D24-UR	16D33-UR	16D24-BUR	16D33-BUR	16D24-TUR	16D33-TUR
	Blue	16D24-UB	16D33-UB	16D24-BUB	16D33-BUB	16D24-TUB	16D33-TUB
	Orange	16D24-UO	16D33-UO	16D24-BUO	16D33-BUO	16D24-TUO	16D33-TUO
	Green	16D24-UG	16D33-UG	16D24-BUG	16D33-BUG	16D24-TUG	16D33-TUG
	Gray	16D24-UGY	16D33-UGY	—	—	—	—
	Yellow	16D24-UY	16D33-UY	16D24-BUY	16D33-BUY	16D24-TUY	16D33-TUY
<b>Replacement Contacts</b>		16D24-UC	16D33-UC	16D24-UC*	16D33-UC*	16D24-UC*	16D33-UC*

<b>Double Set Screw Termination</b>			
<b>Pre-cut for Cable 4/0, Bulk Pack of 25</b>			
		Male Plug	Female Plug
<b>Cable Size: Pre-Cut 4/0</b> <b>Max Ampacity: 400 A</b> <b>Voltage: 600 VAC/DC</b>  <b>UL/CSA 1691 Listed</b>	White	16D24-4UW	16D33-4UW
	Black	16D24-4UE	16D33-4UE
	Brown	16D24-4UH	16D33-4UH
	Red	16D24-4UR	16D33-4UR
	Blue	16D24-4UB	16D33-4UB
	Orange	16D24-4UO	16D33-4UO
	Green	16D24-4UG	16D33-4UG
	Yellow	16D24-4UY	16D33-4UY
<b>Replacement Contacts</b>		16D24-UC*	16D33-UC*

NOTE: \*16D24-UC and 16D33-UC not sold in Bulk Packs

## 16 Series Taper Nose Plug Ordering Information

### CAM-TYPE PLUGS

		Crimp Tube Termination <sup>®</sup> <sub>®</sub>	
		Male Plug	Female Plug
Cable Size: 3/0 - 4/0 Max Ampacity: 400 A Voltage: 600 VAC/DC  UL/CSA 1691 Listed	White	16D28-UW	16D37-UW
	Black	16D28-UE	16D37-UE
	Brown	16D28-UH	16D37-UH
	Red	16D28-UR	16D37-UR
	Blue	16D28-UB	16D37-UB
	Orange	16D28-UO	16D37-UO
	Green	16D28-UG	16D37-UG
	Yellow	16D28-UY	16D37-UY

### REPLACEMENT SLEEVES (TPV)

		For Plugs 2/0 to 4/0		For Plugs #2 - 2/0	
		Male Plug	Female Plug	Male Plug	Female Plug
(Not for use with Flame Resistant Cam-Type Plugs appearing in table below)	White	16SDM-1UW	16SDF-1UW	16SDM-2UW	16SDF-2UW
	Black	16SDM-1UE	16SDF-1UE	16SDM-2UE	16SDF-2UE
	Brown	16SDM-1UH	16SDF-1UH	—	—
	Red	16SDM-1UR	16SDF-1UR	16SDM-2UR	16SDF-2UR
	Blue	16SDM-1UB	16SDF-1UB	16SDM-2UB	16SDF-2UB
	Orange	16SDM-1UO	16SDF-1UO	—	—
	Green	16SDM-1UG	16SDF-1UG	16SDM-2UG	16SDF-2UG
	Yellow	16SDM-1UY	16SDF-1UY	—	—


### FLAME RESISTANT CAM-TYPE PLUGS

		Double Set Screw Termination	
		Male Plug	Female Plug
Cable Size: 2/0 - 4/0 Max Ampacity: 400 A Voltage: 600 VAC/DC Flame Resistant  Rated V-0 per UL 94	White	16D40-U*	16D41-U*

NOTE: \*16D40-U and 16D41-U are not UL Listed

## 16 Series Taper Nose Panel Mount Receptacles - 400 A, 600 VAC/DC Max NEMA 3R Rated for Outdoor Use

**Male - Double Set Screw** (16R21-UR Shown)



**Female - Double Set Screw** (16R22-UG Shown)



**Female - .75" L Threaded Stud**  
(Rear View 16R24-UW Shown)



**Male - 45° Double Set Screw** (16R27-UG Shown)



**Female - 45° Double Set Screw** (16R28-UB Shown)



**Male - Half Round Bus Bar**  
(Rear View 16R19-UE Shown)



**Female Terminal Connector - 1 Hole, Angle Style**  
(16F21-UB Shown)



**Male Terminal Connector - 2 Holes, Angle Style**  
(16M21-2UW Shown)



**Panel Mount Cover**  
(16S31-UCL Cover Shown with 16R21-UE Receptacle)



**Male Protective Cap**  
For use with Male Receptacles  
(16P21-UO Shown)



**Female Protective Cap**  
For use with Female Receptacles  
(16P22-UO Shown)



## 16 Series Taper Nose Receptacle Ordering Information

**CAM-TYPE PANEL MOUNT RECEPTACLE**

		Double Set Screw Termination <sup>®</sup> <sub>®</sub>				
		Male, 90°	Male, 90° Bulk Pack of 20	Female, 90°	Male, 45°	Female, 45°
Cable Size: 2/0 - 4/0 Max Ampacity: 400 A Voltage: 600 VAC/DC  UL/CSA 1691 Listed	White	16R21-UW	16R21-BUW	16R22-UW	16R27-UW	16R28-UW
	Black	16R21-UE	16R21-BUE	16R22-UE	16R27-UE	16R28-UE
	Brown	16R21-UH	16R21-BUH	16R22-UH	16R27-UH	16R28-UH
	Red	16R21-UR	16R21-BUR	16R22-UR	16R27-UR	16R28-UR
	Blue	16R21-UB	16R21-BUB	16R22-UB	16R27-UB	16R28-UB
	Orange	16R21-UO	16R21-BUO	16R22-UO	16R27-UO	16R28-UO
	Green	16R21-UG	16R21-BUG	16R22-UG	16R27-UG	16R28-UG
	Gray	—	—	—	16R27-UGY	—
Yellow	16R21-UY	16R21-BUY	16R22-UY	16R27-UY	16R28-UY	

		.75" L Threaded Stud Termination <sup>®</sup> <sub>®</sub>			
		Male, 90°	Female, 90°	Female, 90° w/microswitch	Female, 90° w/microswitch & self-clinching nut
Cable Size: #2 - 4/0 Max Ampacity: 400 A Voltage: 600 VAC/DC  UL/CSA 1691 Listed	White	16R23-UW	16R24-UW	16RSW-UW <sup>†</sup>	16RSW-TUW <sup>†*</sup>
	Black	16R23-UE	16R24-UE	16RSW-UE <sup>†</sup>	16RSW-TUE <sup>†*</sup>
	Brown	16R23-UH	16R24-UH	16RSW-UH <sup>†</sup>	—
	Red	16R23-UR	16R24-UR	16RSW-UR <sup>†</sup>	16RSW-TUR <sup>†*</sup>
	Blue	16R23-UB	16R24-UB	16RSW-UB <sup>†</sup>	16RSW-TUB <sup>†*</sup>
	Orange	16R23-UO	16R24-UO	16RSW-UO <sup>†</sup>	—
	Green	16R23-UG	16R24-UG	16RSW-UG <sup>†</sup>	16RSW-TUG <sup>†*</sup>
	Yellow	16R23-UY	16R24-UY	16RSW-UY <sup>†</sup>	—

 NOTE: <sup>†</sup>16RSW is not UL/CSA 1691 Listed • <sup>\*</sup>No washer or extended nut required

		.75" L Threaded Stud Termination <sup>®</sup> <sub>®</sub>		Half Round w/Tapped Hole <sup>®</sup> <sub>®</sub>	
		Male, 45°	Female, 45°	Male, 90°	Female, 90°
Cable Size: #2 - 4/0 Max Ampacity: 400 A Voltage: 600 VAC/DC  UL/CSA 1691 Listed	White	16R29-UW	16R30-UW	16R19-UW	16R20-UW
	Black	16R29-UE	16R30-UE	16R19-UE	16R20-UE
	Brown	16R29-UH	16R30-UH	16R19-UH	16R20-UH
	Red	16R29-UR	16R30-UR	16R19-UR	16R20-UR
	Blue	16R29-UB	16R30-UB	16R19-UB	16R20-UB
	Orange	16R29-UO	16R30-UO	16R19-UO	16R20-UO
	Green	16R29-UG	16R30-UG	16R19-UG	16R20-UG
	Gray	16R29-UGY	—	—	—
Yellow	16R29-UY	16R30-UY	16R19-UY	16R20-UY	

		1.125" L Threaded Stud Termination <sup>®</sup> <sub>®</sub>	
		Male, 45°	Female, 45°
Cable Size: #2 - 4/0 Max Ampacity: 400 A Voltage: 600 VAC/DC  UL/CSA 1691 Listed	White	16R29-1UW	16R30-1UW
	Black	16R29-1UE	16R30-1UE
	Brown	16R29-1UH	16R30-1UH
	Red	16R29-1UR	16R30-1UR
	Blue	16R29-1UB	16R30-1UB
	Orange	16R29-1UO	16R30-1UO
	Green	16R29-1UG	16R30-1UG
	Yellow	16R29-1UY	16R30-1UY

## 16 Series Taper Nose Receptacle Ordering Information

### CAM-TYPE PANEL MOUNT RECEPTACLE

		1.125" L Threaded Stud Termination			
		Self-Clinching Nut			
		Male, 90°	Female, 90°	Male, 90°	Female, 90°
<b>Cable Size: #2 - 4/0</b> <b>Max Ampacity: 400 A</b> <b>Voltage: 600 VAC/DC</b>  <b>UL/CSA 1691 Listed</b>	White	16R23-1UW	16R24-1UW	16R25-1UW	16R26-1UW
	Black	16R23-1UE	16R24-1UE	16R25-1UE	16R26-1UE
	Brown	16R23-1UH	16R24-1UH	16R25-1UH	16R26-1UH
	Red	16R23-1UR	16R24-1UR	16R25-1UR	16R26-1UR
	Blue	16R23-1UB	16R24-1UB	16R25-1UB	16R26-1UB
	Orange	16R23-1UO	16R24-1UO	16R25-1UO	16R26-1UO
	Green	16R23-1UG	16R24-1UG	16R25-1UG	16R26-1UG
	Yellow	16R23-1UY	16R24-1UY	16R25-1UY	16R26-1UY

		1.25" L Threaded Stud Termination		1.25" L Threaded Stud Termination	
		- 0.75" Extended Shoulder			
		Male, 90°	Female, 90°	Male, 90°	Female, 90°
<b>Cable Size: #2 - 4/0</b> <b>Max Ampacity: 400 A</b> <b>Voltage: 600 VAC/DC</b>  <b>UL/CSA 1691 Listed</b>	White	16R31-XW	16R32-XW	—	—
	Black	16R31-XE	16R32-XE	—	—
	Brown	16R31-XH	16R32-XH	—	—
	Red	16R31-XR	16R32-XR	—	16R24-2UR
	Blue	16R31-XB	16R32-XB	—	—
	Orange	16R31-XO	16R32-XO	—	—
	Green	16R31-XG	16R32-XG	16R23-2UG	—
	Yellow	16R31-XY	16R32-XY	—	—

		1.25" L Threaded Stud Termination		1.50" L Threaded Stud Termination	
		- 0.75" Extended Shoulder, Bulk Pack of 15			
		Male, 90°	Female, 90°	Male, 90°	Female, 90°
<b>Cable Size: #2 - 4/0</b> <b>Max Ampacity: 400 A</b> <b>Voltage: 600 VAC/DC</b>  <b>UL/CSA 1691 Listed</b>	White	16R31-MXW <sup>†</sup>	16R32-MXW <sup>†</sup>	16R23-4UW	16R24-4UW
	Black	16R31-MXE <sup>†</sup>	16R32-MXE <sup>†</sup>	16R23-4UE	16R24-4UE
	Brown	—	—	16R23-4UH	16R24-4UH
	Red	16R31-MXR <sup>†</sup>	16R32-MXR <sup>†</sup>	16R23-4UR	16R24-4UR
	Blue	16R31-MXB <sup>†</sup>	16R32-MXB <sup>†</sup>	16R23-4UB	16R24-4UB
	Orange	—	—	16R23-4UO	16R24-4UO
	Green	16R31-MXG <sup>†</sup>	16R32-MXG <sup>†</sup>	16R23-4UG	16R24-4UG
	Yellow	—	—	16R23-4UY	16R24-4UY

NOTE: <sup>†</sup> Available with (4) threaded inserts and (4) 10-32 Phillips Pan Head screws.

### TERMINAL CONNECTORS

		Bus Bar Mount			
		Angled Male	Angled Female	Offset Male	Offset Female
<b>Cable Size: #2 - 4/0</b> <b>Max Ampacity: 400 A</b> <b>Voltage: 600 VAC/DC</b>	White	16M21-2UW	16F21-UW	16M22-UW	16F22-UW
	Black	16M21-2UE	16F21-UE	16M22-UE	16F22-UE
	Brown	—	16F21-UH	16M22-UH	16F22-UH
	Red	16M21-2UR	16F21-UR	16M22-UR	16F22-UR
	Blue	16M21-2UB	16F21-UB	16M22-UB	16F22-UB
	Orange	—	16F21-UO	16M22-UO	16F22-UO
	Green	16M21-2UG	16F21-UG	16M22-UG	16F22-UG
	Yellow	—	16F21-UY	16M22-UY	16F22-UY

## 16 Series Covers and Caps Ordering Information

### COVERS AND CAPS

	Panel Mount Covers		Caps	
		Male/Female (For 90° panel mount receptacles only)	Male (For use with male receptacles)	Female (For use with female receptacles)
For Use With 16 Series Panel Mount Receptacles	White	16S31-UW	16P21-UW	16P22-UW
	Black	16S31-UE	16P21-UE	16P22-UE
	Brown	16S31-UH	16P21-UH	16P22-UH
	Red	16S31-UR	16P21-UR	16P22-UR
	Blue	16S31-UB	16P21-UB	16P22-UB
	Orange	16S31-UO	16P21-UO	16P22-UO
	Green	16S31-UG	16P21-UG	16P22-UG
	Yellow	16S31-UY	16P21-UY	16P22-UY
	Clear	16S31-UCL	—	—

## 16 Series Taper Nose Adapters - 400 A, 600 VAC/DC Max NEMA 3R Rated for Outdoor Use

**Double Male  
(M-M) Adapter**  
(16A25-UH Shown)



**Double Female  
(F-F) Adapter**  
(16A24-UB Shown)



**Paralleling Tee  
(F-M-M) Adapter**  
(16A21-UY Shown)



**Tapping Tee  
(F-F-M) Adapter**  
(16A22-JE Shown)



**45° 3-Fer  
(M-F-F-F) Adapter**  
(16A23-UB Shown)



**45° Reversed  
3-Fer (F-M-M-M)  
Adapter**  
(16A26-UG Shown)



**Assembled Paralleling Tee (F-M-M) -  
24" Cable, 34.5" Total Length**  
(16A31-UE Shown)



**Assembled Tapping Tee (F-F-M) -  
24" Cable, 34.57" Total Length**  
(16A32-UR Shown)



**Assembled 45° 3-Fer (M-F-F-F) -  
24" Cable, 40.25" Total Length**  
(16A33-UB Shown)



**Assembled Reverse 45° 3-Fer (F-M-M-M) -  
24" Cable, 40.16" Total Length**  
(16A36-UG Shown)





## 16 Series Adapter Ordering Information

### CAM-TYPE ADAPTERS

		Paralleling Tee F-M-M	Tapping Tee F-F-M		
Max Ampacity: 400 A Voltage: 600 VAC/DC  UL/CSA 1691 Listed	White	16A21-UW	16A22-UW		
	Black	16A21-UE	16A22-UE		
	Brown	16A21-UH	16A22-UH		
	Red	16A21-UR	16A22-UR		
	Blue	16A21-UB	16A22-UB		
	Orange	16A21-UO	16A22-UO		
	Green	16A21-UG	16A22-UG		
	Yellow	16A21-UY	16A22-UY		
		45° 3-Fer M-F-F-F	Reverse 45° 3-Fer F-M-M-M	Double Male M-M	Double Female F-F
Max Ampacity: 400 A Voltage: 600 VAC/DC  UL/CSA 1691 Listed	White	16A23-UW	16A26-UW	16A25-UW	16A24-UW
	Black	16A23-UE	16A26-UE	16A25-UE	16A24-UE
	Brown	16A23-UH	16A26-UH	16A25-UH	16A24-UH
	Red	16A23-UR	16A26-UR	16A25-UR	16A24-UR
	Blue	16A23-UB	16A26-UB	16A25-UB	16A24-UB
	Orange	16A23-UO	16A26-UO	16A25-UO	16A24-UO
	Green	16A23-UG	16A26-UG	16A25-UG	16A24-UG
	Yellow	16A23-UY	16A26-UY	16A25-UY	16A24-UY
		Paralleling Tee F-M-M	Tapping Tee F-F-M	45° 3-Fer M-F-F-F	Reverse 45° 3-Fer F-M-M-M
Assembled Adapters Cable Size: 4/0 Max Ampacity: 400 A Voltage: 600 VAC/DC  UL/CSA 1691 Listed	White	16A31-UW	16A32-UW	16A33-UW	16A36-UW
	Black	16A31-UE	16A32-UE	16A33-UE	16A36-UE
	Red	16A31-UR	16A32-UR	16A33-UR	16A36-UR
	Blue	16A31-UB	16A32-UB	16A33-UB	16A36-UB
	Green	16A31-UG	16A32-UG	16A33-UG	16A36-UG

## 18 Series Ball Nose Devices - 400 A, 600 VAC/DC Max NEMA 3R Rated for Outdoor Use • #2 to 4/0 Cable Range

**Male Plug - Double Set Screw Termination**  
(18D24-UE Shown)



**Female Plug - Double Set Screw Termination**  
(18D33-JR Shown)



**Male Plug - Single Set Screw Termination Contact**  
(From 18D21-U\* Shown)



**Female Plug - Single Set Screw Termination Contact**  
(From 18D29-U\* Shown)



### AMPACITY TABLE

Cable Size	Max Ampacity
#2	190
1/0	260
2/0	300
4/0	400

**Female Terminal Connector - 1 Hole, Angle Style**  
(18F21-UW Shown)



**Female Terminal Connector - 1 Hole, Offset Style**  
(18F22-UE Shown)



**Male Panel Mount Receptacle - .75" L Threaded Stud**  
(18R21-UB Shown)



**Female Panel Mount Receptacle - Double Set Screw**  
(18R24-UG Shown)



**Male Panel Mount Receptacle - Double Set Screw**  
(18R23-UH Shown)



**Paralleling Tee (F-M-M) Adapter**  
(18A21-UE Shown)



**45° 3-Fer (M-F-F-F) Adapter**  
(18A23-UG Shown)



**Male Protective Cap**  
For use with Male Receptacles  
(18P21-UG Shown)



**Female Protective Cap**  
For use with Female Receptacles  
(18P22-UB Shown)



**“Com-A-Long” Assembly Tools**  
16CLM-U for Female Plug



16CLF-U for Male Plug



**Copper Shims**  
A0004  
(Sold 10 per package)



**Strain Relief Wire**  
A0003  
(Sold 10 per package)



**Set Screws**  
A0002 (Sold 10 per package)



**Thermoplastic Screws**  
for use with all 18 Series plugs  
A0010 (Sold 10 per package)



## 18 Series Ball Nose Device Ordering Information

### CAM-TYPE PLUGS

		Single Set Screw Termination <sup>UL</sup> <sup>CSA</sup>		Double Set Screw Termination <sup>UL</sup> <sup>CSA</sup>	
		Male Plug	Female Plug	Male Plug	Female Plug
<b>Cable Size: #2 - 2/0</b> <b>Max Ampacity: 300 A</b> <b>Voltage: 600 VAC/DC</b>  <b>UL/CSA 1691 Listed</b>	White	18D21-UW	18D29-UW	18D22-UW	18D31-UW
	Black	18D21-UE	18D29-UE	18D22-UE	18D31-UE
	Brown	—	—	18D22-UH	—
	Red	18D21-UR	18D29-UR	18D22-UR	18D31-UR
	Blue	18D21-UB	18D29-UB	18D22-UB	18D31-UB
	Orange	—	—	18D22-UO	—
	Green	18D21-UG	18D29-UG	18D22-UG	18D31-UG
	Yellow	—	—	18D22-UY	—

		Single Set Screw Termination <sup>UL</sup> <sup>CSA</sup>		Double Set Screw Termination <sup>UL</sup> <sup>CSA</sup>	
		Male Plug	Female Plug	Male Plug	Female Plug
<b>Cable Size: 2/0 - 4/0</b> <b>Max Ampacity: 400 A</b> <b>Voltage: 600 VAC/DC</b>  <b>UL/CSA 1691 Listed</b>	White	—	—	18D24-UW	18D33-UW
	Black	18D23-UE	18D32-UE	18D24-UE	18D33-UE
	Brown	—	18D32-UH	18D24-UH	18D33-UH
	Red	18D23-UR	—	18D24-UR	18D33-UR
	Blue	—	—	18D24-UB	18D33-UB
	Orange	—	18D32-UO	18D24-UO	18D33-UO
	Green	—	—	18D24-UG	18D33-UG
	Yellow	—	18D32-UY	18D24-UY	18D33-UY

### CAM-TYPE PANEL MOUNT RECEPTACLES

		.75" L Threaded Stud Termination <sup>UL</sup> <sup>CSA</sup>	
		Male, 90°	Female, 90°
<b>Cable Size: #2 - 4/0</b> <b>Max Ampacity: 400 A</b> <b>Voltage: 600 VAC/DC</b>  <b>UL/CSA 1691 Listed</b>	White	18R21-UW	18R22-UW
	Black	18R21-UE	18R22-UE
	Brown	—	18R22-UH
	Red	18R21-UR	18R22-UR
	Blue	18R21-UB	18R22-UB
	Orange	—	18R22-UO
	Green	18R21-UG	18R22-UG
	Yellow	—	18R22-UY

		Double Set Screw Termination <sup>UL</sup> <sup>CSA</sup>	
		Male, 90°	Female, 90°
<b>Cable Size: 2/0 - 4/0</b> <b>Max Ampacity: 400 A</b> <b>Voltage: 600 VAC/DC</b>  <b>UL/CSA 1691 Listed</b>	White	18R23-UW	18R24-UW
	Black	18R23-UE	18R24-UE
	Brown	18R23-UH	18R24-UH
	Red	18R23-UR	18R24-UR
	Blue	18R23-UB	18R24-UB
	Orange	18R23-UO	18R24-UO
	Green	18R23-UG	18R24-UG
	Yellow	18R23-UY	18R24-UY

## 18 Series Ball Nose Device Ordering Information

### FEMALE TERMINAL CONNECTORS

		Bus Bar Mount*	
		Angle	Offset
		Cable Size: #2 - 4/0 Max Ampacity: 400 A Voltage: 600 VAC/DC	White
	Black	18F21-UE	18F22-UE
	Brown	—	—
	Red	18F21-UR	18F22-UR
	Blue	18F21-UB	18F22-UB
	Orange	—	—
	Green	18F21-UG	18F22-UG
	Yellow	—	—

NOTE: \* 18F21 and 18F22 are not UL/CSA Listed

### COVERS

		Caps	
		Male	Female
		For Use With All 18 Series Panel Mount Receptacles	White
	Black	18P21-UE	18P22-UE
	Brown	18P21-UH	18P22-UH
	Red	18P21-UR	18P22-UR
	Blue	18P21-UB	18P22-UB
	Orange	18P21-UO	18P22-UO
	Green	18P21-UG	18P22-UG
	Yellow	18P21-UY	18P22-UY

### CAM-TYPE ADAPTERS

		Paralleling Tee <sup>UL</sup> <sup>CSA</sup>	Tapping Tee <sup>UL</sup> <sup>CSA</sup>
		F-M-M	F-F-M
		Max Ampacity: 400 A Voltage: 600 VAC/DC  UL/CSA 1691 Listed	White
	Black	18A21-UE	18A22-UE
	Brown	—	—
	Red	18A21-UR	18A22-UR
	Blue	18A21-UB	18A22-UB
	Orange	—	—
	Green	18A21-UG	18A22-UG
	Yellow	—	—

		45° 3-Fer <sup>UL</sup> <sup>CSA</sup>	Double Male <sup>UL</sup> <sup>CSA</sup>
		M-F-F-F	M-M
		Max Ampacity: 400 A Voltage: 600 VAC/DC  UL/CSA 1691 Listed	White
	Black	—	—
	Brown	—	—
	Red	—	—
	Blue	—	18A25-UB
	Orange	—	—
	Green	18A23-UG	—
	Yellow	—	—

## 17, 22 and 23 Series Cam-Type Plugs Features and Benefits


Made from thermoplastic elastomer (TPV - Santoprene), which eliminates the need to vulcanize

Color-coded insulating sleeves for easy phase identification



UL listed to 1691 (except RSW)

Santoprene (TPV) provides superior visual appearance and resistance to UV degradation



Double Set screw termination for plugs for easy installation



Thermoplastic screw makes sleeve detachable when needed




17 Series devices feature 50kA SCCR rating  
Operational temperature: -40 °F to 185 °F (-40 °C to 85 °C)

17 SERIES

22 & 23 SERIES



Special latching mechanism provides resistance to vibration



Crimp Tube termination for plugs

## 17/22/23 Series Plugs

Plug Component	Material
Sleeve	Thermoplastic Elastomer (TPV - Santoprene)
Contact	Brass
Strain Relief	Copper Shim and Wire

## 17 Series Taper Nose Devices - 600 A, 600 V Max Plugs with 350 to 500 MCM Cable Range

**Male Plug -  
Double Set Screw Termination**  
(17D22-SE Shown)



**Female Plug -  
Double Set Screw Termination**  
(17D24-SE Shown)



AMPACITY TABLE	
Cable Size	Max Ampacity
250 MCM	445
350 MCM	500
500 MCM	600

## Receptacles with 250 to 500 MCM Cable Range

**Male Panel Mount  
Receptacle - 30°  
1" L Threaded Stud  
Termination**  
(17R23-SE Shown)



**Female Panel Mount  
Receptacle - 30°  
1.125" L Threaded  
Stud Termination**  
(17R24-SO Shown)



**Female Panel Mount Receptacle -  
Threaded Stud Termination with  
Microswitch**  
(17RSW-SR Shown)



## 17 Series Accessories

**"Com-A-Long" Assembly Tools**  
17CLM for Female Plug



17CLF for Male Plug



**Male Protective Cap**  
For use with Male Receptacles  
(17P21-O Shown)



**Female Protective Cap**  
For use with Female Receptacles  
(17P22-H Shown)



**Copper Shims**  
A0017 (Sold 10 per package)



## 17 Series Taper Nose Device Ordering Information

### CAM-TYPE PLUGS

Double Set Screw Termination			
		Male Plug	Female Plug
<b>Cable Size: 350-500 MCM</b> <b>Max Ampacity: 600 A</b> <b>Voltage: 600 V</b>  <b>UL/CSA 1691 Listed</b>	White	17D22-SW	17D24-SW
	Black	17D22-SE	17D24-SE
	Brown	17D22-SH	17D24-SH
	Red	17D22-SR	17D24-SR
	Blue	17D22-SB	17D24-SB
	Orange	17D22-SO	17D24-SO
	Green	17D22-SG	17D24-SG
	Yellow	17D22-SY	17D24-SY

### CAM-TYPE PANEL MOUNT RECEPTACLES

Threaded Stud Termination				
		Male, 30° 1"L Threaded Stud Termination	Female, 30° 1.125"L Threaded Stud Termination	w/microswitch*
<b>Cable Size: 250-500 MCM</b> <b>Max Ampacity: 600 A</b> <b>Voltage: 600 V</b>  <b>UL/CSA 1691 Listed</b>	White	17R23-SW	17R24-SW	17RSW-SW
	Black	17R23-SE	17R24-SE	17RSW-SE
	Brown	17R23-SH	17R24-SH	17RSW-SH
	Red	17R23-SR	17R24-SR	17RSW-SR
	Blue	17R23-SB	17R24-SB	17RSW-SB
	Orange	17R23-SO	17R24-SO	17RSW-SO
	Green	17R23-SG	17R24-SG	17RSW-SG
	Yellow	17R23-SY	17R24-SY	17RSW-SY

NOTE: \*17RSW is not UL/CSA 1691 Listed

### CAPS

Caps			
		Male	Female
<b>For Use With All 17 Series Panel Mount Receptacles</b>	White	17P21-W	17P22-W
	Black	17P21-E	17P22-E
	Brown	17P21-H	17P22-H
	Red	17P21-R	17P22-R
	Blue	17P21-B	17P22-B
	Orange	17P21-O	17P22-O
	Green	17P21-G	17P22-G
	Yellow	17P21-Y	17P22-Y



## 22 Series Latching Ball Nose Devices - 690 A, 600 V Max Plugs with 350 to 750 MCM Cable Range

AMPACITY TABLE	
Cable Size	Max Ampacity
250 MCM	445
350 MCM	500
500 MCM	600
750 MCM	690
777 MCM	690

**Male Plug - Crimp Tube Termination**  
(22L22-SE Shown)



**Female Plug - Crimp Tube Termination**  
(22L25-SR Shown)



**Male Plug - Crimp Tube Termination**  
(22L23-SE Shown)



**Female Plug - Crimp Tube Termination**  
(22L26-SE Shown)



## Receptacles with 250 to 777 MCM Cable Range

**Male Panel Mount Receptacle - 30°  
1" L Threaded Stud**  
(22R23-SO Shown)



**Female Panel Mount Receptacle - 30°  
1" L Threaded Stud**  
(22R24-SO Shown)



## 22 Series Accessories

**"Com-A-Long" Assembly Tools**  
17CLM for Female Plug



17CLF for Male Plug



**Male Protective Cap**  
For use with Male Receptacles  
(22P21-E Shown)



**Female Protective Cap**  
For use with Female Receptacles  
(22P22-E Shown)



## 22 Series Latching Ball Nose Device Ordering Information

### CAM-TYPE PLUGS

		Crimp Tube Termination	
		Male Plug	Female Plug
<b>Cable Size: 350-500 MCM</b> <b>Max Ampacity: 600 A</b> <b>Voltage: 600 V</b>	White	22L22-SW*	22L25-SW
	Black	22L22-SE*	22L25-SE
	Brown	22L22-SH	22L25-SH
	Red	22L22-SR*	22L25-SR
	Blue	22L22-SB	22L25-SB
	Orange	22L22-SO	22L25-SO
	Green	22L22-SG	22L25-SG
	Yellow	22L22-SY	22L25-SY

NOTE: \*Contact available without silver plating

		Crimp Tube Termination	
		Male Plug	Female Plug
<b>Cable Size: 500-750 MCM</b> <b>Max Ampacity: 690 A</b> <b>Voltage: 600 V</b>	White	22L23-SW	22L26-SW
	Black	22L23-SE	22L26-SE
	Brown	22L23-SH	22L26-SH
	Red	22L23-SR	22L26-SR
	Blue	22L23-SB	22L26-SB
	Orange	22L23-SO	22L26-SO
	Green	22L23-SG	22L26-SG
	Yellow	22L23-SY	22L26-SY

### CAM-TYPE PANEL MOUNT RECEPTACLES

		1.00"L Threaded Stud Termination		
		Female, 15°	Male, 30°	Female, 30°
<b>Cable Size: 250-777 MCM</b> <b>Max Ampacity: 690 A</b> <b>Voltage: 600 V</b>	White	22R26-W	22R23-SW	22R24-SW
	Black	22R26-E	22R23-SE	22R24-SE
	Brown	—	22R23-SH	22R24-SH
	Red	22R26-R	22R23-SR	22R24-SR
	Blue	—	22R23-SB	22R24-SB
	Orange	—	22R23-SO	22R24-SO
	Green	22R26-G	22R23-SG	22R24-SG
	Yellow	—	22R23-SY	22R24-SY

#### 1.00"L Threaded Stud Termination Female, 15° w/microswitch

<b>Cable Size: 250-750 MCM</b> <b>Max Ampacity: 690 A</b> <b>Voltage: 600 V</b>	White	22R28-W
	Black	22R28-E
	Red	22R28-R
	Green	22R28-G

### COVERS

		Caps	
		Male	Female
<b>For Use With All</b> <b>22 Series Panel Mount</b> <b>Receptacles</b>	White	22P21-W	22P22-W
	Black	22P21-E	22P22-E
	Red	22P21-R	22P22-R

## 23 Series Latching Taper Nose Plugs - 690 A, 600 V Max Plugs with 350 to 750 MCM Cable Range

**Male Plug - Latching Taper Nose, Crimp Tube Termination**  
(23L22-SE Shown)



**Female Plug - Latching Taper Nose, Crimp Tube Termination**  
(23L25-SE Shown)



AMPACITY TABLE	
Cable Size	Max Ampacity
250 MCM	445
350 MCM	500
500 MCM	600
750 MCM	690
777 MCM	690

## Receptacles with 250 to 777 MCM Cable Range

**Male Panel Receptacle - 30° Tapered Nose, 1.125" L Threaded Stud**  
(23R23-SE Shown)



**Female Panel Receptacle - 30° Tapered Nose, 1.125" L Threaded Stud**  
(23R24-SH Shown)



## 23 Series Accessories

**"Com-A-Long" Assembly Tools**  
17CLM for Female Plug



17CLF for Male Plug



**Male Protective Cap**  
For use with Male Receptacles  
(17P21-O Shown)



**Female Protective Cap**  
For use with Female Receptacles  
(17P22-H Shown)



## 23 Series Latching Taper Nose Device Ordering Information

### CAM-TYPE PLUGS

		Crimp Tube Termination	
		Male Plug	Female Plug
<b>Cable Size: 350-500 MCM</b> <b>Max Ampacity: 600 A</b> <b>Voltage: 600 V</b>	White	23L22-SW	23L25-SW
	Black	23L22-SE	23L25-SE
	Brown	23L22-SH	23L25-SH
	Red	23L22-SR	23L25-SR
	Blue	23L22-SB	23L25-SB
	Orange	23L22-SO	23L25-SO
	Green	23L22-SG	23L25-SG
	Yellow	23L22-SY	23L25-SY

		Crimp Tube Termination	
		Male Plug	Female Plug
<b>Cable Size: 500-750 MCM</b> <b>Max Ampacity: 690 A</b> <b>Voltage: 600 V</b>	White	23L23-SW	23L26-SW
	Black	23L23-SE	23L26-SE
	Brown	23L23-SH	23L26-SH
	Red	23L23-SR	23L26-SR
	Blue	23L23-SB	23L26-SB
	Orange	23L23-SO	23L26-SO
	Green	23L23-SG	23L26-SG
	Yellow	23L23-SY	23L26-SY

### CAM-TYPE PANEL MOUNT RECEPTACLES

		Threaded Stud Termination	
		Male 30°, 1.125"L Threaded Stud Termination	Female 30°, 1.125"L Threaded Stud Termination
		<b>Cable Size: 250-777 MCM</b> <b>Max Ampacity: 690 A</b> <b>Voltage: 600 V</b>	White
Black	23R23-SE		23R24-SE
Brown	23R23-SH		23R24-SH
Red	23R23-SR		23R24-SR
Blue	23R23-SB		23R24-SB
Orange	23R23-SO		23R24-SO
Green	23R23-SG		23R24-SG
Yellow	23R23-SY		23R24-SY

### CAPS

		Caps	
		Male	Female
<b>For Use With All 23 Series Panel Mount Receptacles</b>	White	17P21-W	17P22-W
	Black	17P21-E	17P22-E
	Brown	17P21-H	17P22-H
	Red	17P21-R	17P22-R
	Blue	17P21-B	17P22-B
	Orange	17P21-O	17P22-O
	Green	17P21-G	17P22-G
	Yellow	17P21-Y	17P22-Y

## 49 Series Male and Female Plugs, 1135 A Max

These devices are suitable for high-amperage AC or DC loads.

Typical uses are for power delivery on off-shore and land-based oil and gas rigs. 49 Series devices are used by SCR drive manufacturers and top drive manufacturers to distribute power from the SCR to mud pumps and top drives.



## 49 Series Male and Female Plugs, 1135 A Max Features and Benefits

Color-coded connector insulator for quick, visual identification of circuit and phase connections. Available colors include: Black, White, Red, Blue, Green, Yellow, Orange, Purple<sup>1</sup>, Gray<sup>1</sup> and Brown<sup>\*\*</sup>



UV stable, high-performance TPV insulator resists fading and cracking for greater service life

Ideal for replacement; plugs mate with other manufacturers' high-amperage single pole plugs and receptacles for fast, easy change-out



## Coupler

Color-coded, metal in-line coupler prevents separation of connectors and identifies phase



### 49 Series Device Ordering Information

#### MALE PLUGS\*

Max Ampacity Conductor Size	636A 313 MCM	796A 444 MCM	898A 535 MCM	1009A 646 MCM	1135A 777 MCM	Replacement Sleeve
White	49M31-W	49M44-W	49M53-W	49M64-W	49M77-W	49MSL-W
Black	49M31-E	49M44-E	49M53-E	49M64-E	49M77-E	49MSL-E
Brown	49M31-H	49M44-H	49M53-H	49M64-H	49M77-H	49MSL-H
Red	49M31-R	49M44-R	49M53-R	49M64-R	49M77-R	49MSL-R
Blue	49M31-B	49M44-B	49M53-B	49M64-B	49M77-B	49MSL-B
Orange	49M31-O	49M44-O	49M53-O	49M64-O	49M77-O	49MSL-O
Green	49M31-G	49M44-G	49M53-G	49M64-G	49M77-G	49MSL-G
Yellow	49M31-Y	49M44-Y	49M53-Y	49M64-Y	49M77-Y	49MSL-Y
Purple	—	49M44-P	49M53-P	49M64-P	49M77-P	49MSL-P
Gray	49M31-GY	49M44-GY	49M53-GY	49M64-GY	49M77-GY	49MSL-GY
Replacement Contact	49M31-C	49M44-C	49M53-C	49M64-C	49M77-C	—

NOTE: \*Includes 49DSM Dust Cap.

#### FEMALE PLUGS\*\*

Max Ampacity Conductor Size	636A 313 MCM	796A 444 MCM	898A 535 MCM	1009A 646 MCM	1135A 777 MCM	Replacement Sleeve
White	49F31-W	49F44-W	49F53-W	49F64-W	49F77-W	49FSL-W
Black	49F31-E	49F44-E	49F53-E	49F64-E	49F77-E	49FSL-E
Brown	49F31-H	49F44-H	49F53-H	49F64-H	49F77-H	49FSL-H
Red	49F31-R	49F44-R	49F53-R	49F64-R	49F77-R	49FSL-R
Blue	49F31-B	49F44-B	49F53-B	49F64-B	49F77-B	49FSL-B
Orange	49F31-O	49F44-O	49F53-O	49F64-O	49F77-O	49FSL-O
Green	49F31-G	49F44-G	49F53-G	49F64-G	49F77-G	49FSL-G
Yellow	49F31-Y	49F44-Y	49F53-Y	49F64-Y	49F77-Y	49FSL-Y
Purple	—	—	49F53-P	—	49F77-P	49FSL-P
Gray	—	49F44-GY	49F53-GY	49F64-GY	49F77-GY	49FSL-GY
Replacement Contact	49F31-C	49F44-C	49F53-C	49F64-C	49F77-C	—

NOTE: \*\*Includes 49DSF Dust Cap.

## 49 Series Panel Mounted Receptacles, 1135 A Max Features and Benefits

Ideal for replacement; receptacles mate with other manufacturers' high-amperage single pole plugs for fast, easy change-out

With thermal stability ranging from -60°C to 135°C (-76°F to 275°F) the high-performance TPV bus bar insulator resists cracking for greater service life

Cast aluminum powder-coated receptacle housing is color-coded for quick visual identification of circuit and phase connections

49FR1-XR Shown

Captive stainless steel clevis bracket

"X" version receptacle housings feature a 45° angle stainless steel clevis pin that permits ganging of multiple receptacles in very close proximity to each other (as close as 1/4") for installation on smaller panels

Receptacles deliver up to 1,135 Amps continuous duty

Detent pin allows clevis pin to stay secure in either open or closed position

TPV cap prevents contamination when receptacle is not in use

Stainless steel clevis bracket accepts industry standard lockout

### Complete Receptacles Include:

- Housing Assembly
- Contact Assembly
- Clevis Pin
- Dust Cap
- Locking Pin (X Version Only)



Color-coding the devices minimizes errors due to miswiring, and saves time during assembly and trouble-shooting, especially on dusty and dirty oil rigs



## 49 Series Device Ordering Information

### PANEL MOUNT RECEPTACLES

		Complete Male Receptacle		Complete Female Receptacle	
		Single Hole Bus Bar	Double Hole Bus Bar	Single Hole Bus Bar	Double Hole Bus Bar
<b>Receptacle Spacing:</b> 1/4" Horizontally, 3-1/4" Vertically  <b>Cable Size: 313-777 MCM</b> <b>Max Ampacity: 1135 A</b> <b>Voltage: 1000 V</b>	White	49MR1-CW	49MR2-CW	49FR1-CW	49FR2-CW
	Black	49MR1-CE	49MR2-CE	49FR1-CE	49FR2-CE
	Brown	49MR1-CH	49MR2-CH	49FR1-CH	49FR2-CH
	Red	49MR1-CR	49MR2-CR	49FR1-CR	49FR2-CR
	Blue	49MR1-CB	49MR2-CB	49FR1-CB	49FR2-CB
	Orange	49MR1-CO	49MR2-CO	49FR1-CO	49FR2-CO
	Green	49MR1-CG	49MR2-CG	49FR1-CG	49FR2-CG
	Yellow	49MR1-CY	49MR2-CY	49FR1-CY	49FR2-CY
	Purple	49MR1-CP	49MR2-CP	49FR1-CP	49FR2-CP
	Gray	49MR1-CGY	49MR2-CGY	49FR1-CGY	49FR2-CGY

		Complete Male Receptacle		Complete Female Receptacle	
		Single Hole Bus Bar	Double Hole Bus Bar	Single Hole Bus Bar	Double Hole Bus Bar
<b>Receptacle Spacing:</b> 1/4" Horizontally and Vertically, 45° Clevis Pin  <b>Cable Size: 313-777 MCM</b> <b>Max Ampacity: 1135 A</b> <b>Voltage: 1000 V</b>	White	49MR1-XW	49MR2-XW	49FR1-XW	49FR2-XW
	Black	49MR1-XE	49MR2-XE	49FR1-XE	49FR2-XE
	Brown	49MR1-XH	49MR2-XH	49FR1-XH	49FR2-XH
	Red	49MR1-XR	49MR2-XR	49FR1-XR	49FR2-XR
	Blue	49MR1-XB	49MR2-XB	49FR1-XB	49FR2-XB
	Orange	49MR1-XO	49MR2-XO	49FR1-XO	49FR2-XO
	Green	49MR1-XG	49MR2-XG	49FR1-XG	49FR2-XG
	Yellow	49MR1-XY	49MR2-XY	49FR1-XY	49FR2-XY
	Purple	49MR1-XP	49MR2-XP	49FR1-XP	49FR2-XP
	Gray	49MR1-XGY	49MR2-XGY	49FR1-XGY	49FR2-XGY

NOTE: Some items may require extended lead times; always consult with your local sales representative for current availability.


## 49 Series Device Ordering Information

### ACCESSORIES AND REPLACEMENT PARTS

	Description	Color	Material	Cat. No.
For Plugs	Clevis Pin for In-Line Connector Coupler	Silver	Stainless Steel	49PNR-KIT*
	Male Dust Cap	Black	High-Performance TPV	49DSM
	Female Dust Cap	Black	High-Performance TPV	49DSF
	In-line Coupler	White	Powder-coated aluminum	49COP-W
	In-line Coupler	Black	Powder-coated aluminum	49COP-E
	In-line Coupler	Brown	Powder-coated aluminum	49COP-H
	In-line Coupler	Red	Powder-coated aluminum	49COP-R
	In-line Coupler	Blue	Powder-coated aluminum	49COP-B
	In-line Coupler	Orange	Powder-coated aluminum	49COP-O
	In-line Coupler	Green	Powder-coated aluminum	49COP-G
	In-line Coupler	Gray	Powder-coated aluminum	49COP-GY
	In-line Coupler	Yellow	Powder-coated aluminum	49COP-Y
	In-line Coupler	Purple	Powder-coated aluminum	49COP-P
	In-line Coupler	Silver	Unpainted aluminum	49COP
For Panel Mounted Receptacles	Clevis Pin for Panel Mount Receptacle	Silver	Stainless Steel	49PNR-KIT*
	Dust Cover Cap for Male or Female Receptacle	Black	High-Performance TPV	49DSR
	Receptacle Housing Gasket	Black	Rubber	49GAS
	Locking Ground Pin	—	Brass	15GND-UM
	Locking Ground Plug (Female)	Green	TPV/Brass	15D22-UG
	Casting for Male or Female Receptacles	Silver	Aluminum	49CSR

NOTE: Some items may require extended lead times; always consult with your local sales representative for current availability.

\* Does not fit "X" Version.



† For panel receptacle applications requiring a ground connection, simply install the 15GND-M locking ground pin in place of one of the panel receptacle mounting bolts. The locking ground pin accepts our standard 15D22 series single pole cam connectors as shown in the image at right.

15GND-UM

15GND-UM

15D22-UG

AMPACITY RATINGS IN 40° AMBIENT FOR HIGH AMPERAGE APPLICATIONS		
Cable Size	90°C (194°)	125°C (257°F)
313 MCM	513	636
444 MCM	642	796
535 MCM	724	898
646 MCM	814	1009
777 MCM	916	1135

The energy industry continues to expand at a rapid pace. Whether you are in the oil and gas, renewables, extraction, wind, solar, or another energy field, Leviton is ready to provide the safest and most reliable electrical connections, keeping your operations up-and-running and productive.

### Self-Test Portable GFCIs

- 15 and 20 A, 120 V
- Rainproof, outdoor rated GFCI module
- Complies with NEC and OSHA regulations for construction sites
- Automatic and manual reset versions



### Portable Outlet Boxes & Covers

- Single- and two-gang, feed-thru and pendant style boxes
- Flip-lid covers are rated NEMA Type 3R
- Resistant to heat, harsh chemicals and impacts



### Wetguard® Watertight Devices

- 15-30 A, 125-600 V
- NEMA and Non-NEMA configurations
- UL/Fed. Spec./CSA/NOM
- Plugs, connectors, inlets, outlets, covers and accessories
- Industry leading lifetime warranty
- IP66, IP67, IP69K\* and NEMA 4, 4X, 6, 6P



\* Plugs and connectors need caps attached in order to achieve IP69K rating

### Black & White® Extra Heavy-Duty Plugs & Connectors

- 15-50 A, 125-600 V
- NEMA and Non-NEMA configurations
- UL/Fed.Spec./CSA/NOM
- Corrosion-resistant devices available
- Industry leading lifetime warranty



### Rhino-Hide® Rough Service Devices

- 15-20 A, 125-250 V
- Straight blade and locking plugs, connectors and receptacles
- IP66, IP67, IP68, IP69K and NEMA 3R, 4, 4X, 6, 6P, 12, 13
- Industry leading lifetime warranty



### Industrial Grade Weatherproof Covers

- For use with 15, 20, 30 and 50 A devices
- IP64 and NEMA 3R rated
- Provisions for OSHA compliant lockout/tagout
- Pre-mounted gasket and stay open feature simplify installation



### LEV Series IEC 60309 Pin & Sleeve Devices

- 30 A & 60 A North American Configurations
- IP66, IP67, IP68 and IP69K Rated
- Improved safety and productivity with Inform™ Technology



### Electric Vehicle Charging Solutions

- For residential, commercial and public charging
- Track energy consumption with built in networking services or Leviton submetering solutions



J1772™

# rhino-hide® Single Pole Cam Devices



Superior performance and durability under the most severe operating conditions.



## Leviton Manufacturing Co., Inc.

201 North Service Road, Melville, NY 11747  
T: 1-800-323-8920 • F: 1-800-832-9538  
Tech Line (M - F 8am - 10pm, Sat 9am - 7pm,  
Sun 9am - 5pm / E.S.T.): 1-800-824-3005

## Leviton Manufacturing of Canada, Ltd.

165 Hymus Boulevard, Pointe Claire,  
Quebec H9R 1E9  
P: 1-800-469-7890 • F: 1-800-563-1853

## Leviton S. de R.L. de C.V.

Lago Tana 43, Mexico DF, Mexico CP 11290  
P: (+52) 55-5082-1040 • [www.leviton.com.mx](http://www.leviton.com.mx)

## Leviton Middle East

J/Ali Free Zone, View 19 7th Floor, Office 701  
PO Box 262742 Dubai, UAE  
P: +971 4 886 4722 • F: +971 4 886 4723



Visit our website at: [www.leviton.com/rhino-hide](http://www.leviton.com/rhino-hide) email: [industrial@leviton.com](mailto:industrial@leviton.com)